

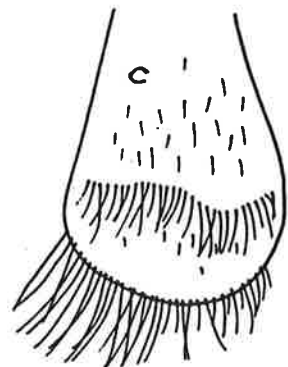
Ampelisca Key  
 Unicoma line 17/6/96

①

COXA 1 INNER FACE  
 LONG SETAE

POSTERODISTAL → MEDIOPROXIMAL

POSTERODISTAL → ANTERODISTAL



UROSOME SEG 1. DORSAL  
 CARINA

SMALL FLATTENED CARINA

WELL DEVELOPED ROUND

♀ ANT 1

< ANT. 2 PEDUNCLE OR  
 LITTLE > ANT. 2 PEDUNCLE

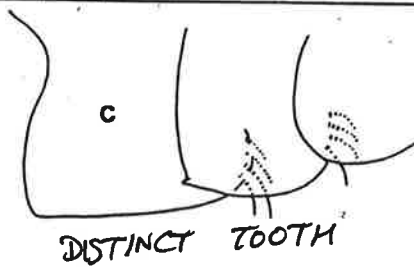
< CLEARLY > ANT. 2  
 PEDUNCLE

**TENUICORNIS**

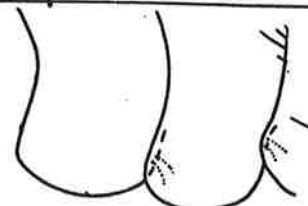
②

②

EMERON 2



DISTINCT TOOTH



NO DISTINCT TOOTH

UROPOD 3 RAMI (INNER)

NO PLUMOSE SETAE

BOTH WITH PLUMOSE  
 SETAE

**ARMORICANA**

③

③

SIZE

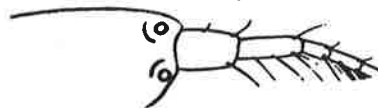
SMALL ≤ 10mm

LARGE → 18mm


ANT. 1 PEDUNC ART. 2.

≈ ARTIC. 1

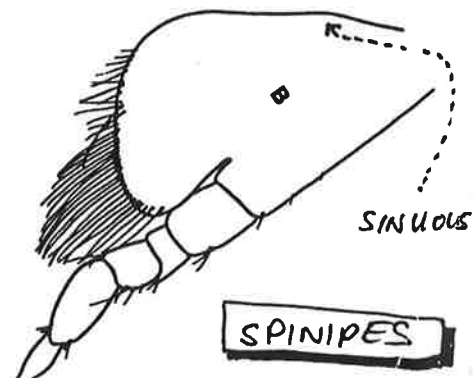
1.5 → 2 \* ARTIC. 1.



7. BASIS POSTERO-  
 PROXIMAL MARGIN



**DIADEMA**



**SPINIPES**

